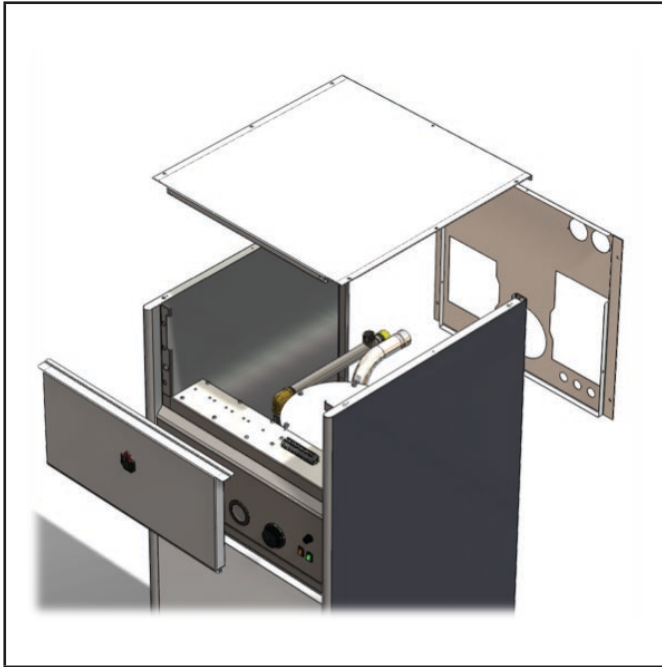




## TECHNICAL NOTE : 660Y1200

### Kit Delta Pro "CAR WASH"

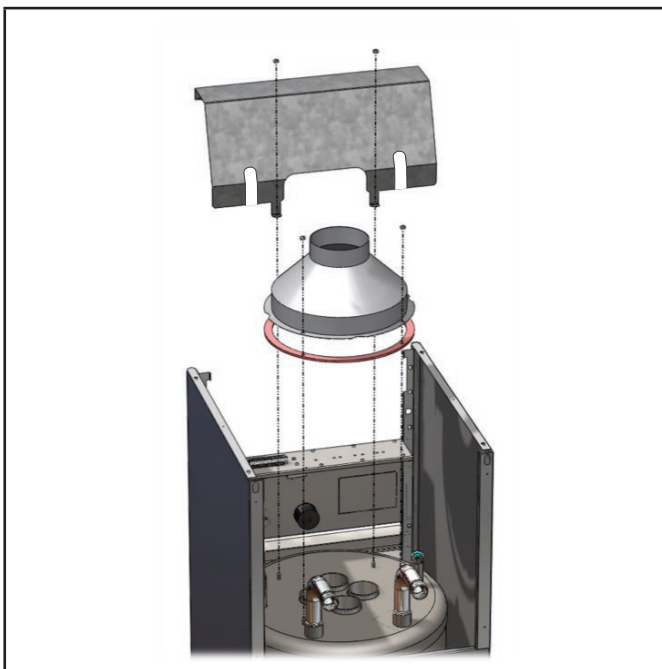
**Step 1 :** Remove top cover



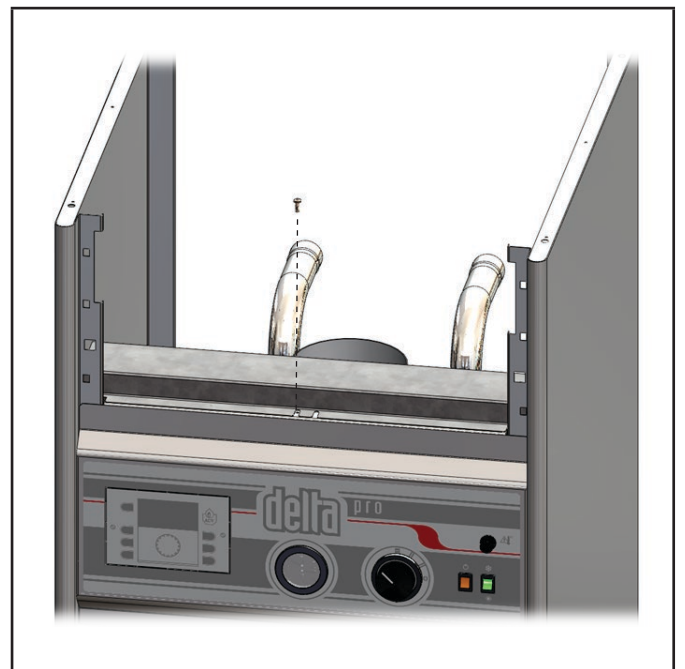
**Step 2 :** Remove chimney exhaust accessory, and if requested, the sanitary water inlet and outlet



**Step 3 :** Fit new chimney accessory + seal + protection sheet metal bracket





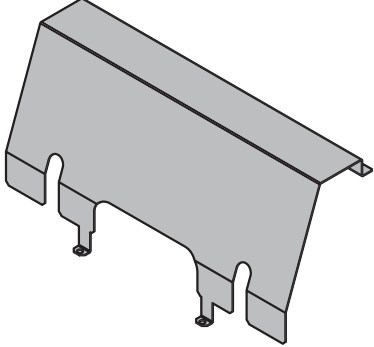
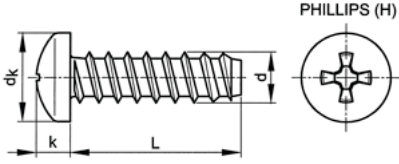
**Step 4 :** Screw the protection sheet metal bracket





## TECHNICAL NOTE : 660Y1200

### Kit Delta Pro "CAR WASH"

Description	Code	View
<input type="checkbox"/> Exhaust Ø 130 mm	507F3039	
<input type="checkbox"/> Exhaust seal	557A0016	
<input type="checkbox"/> Sheet metal bracket + lock	2047B482	
<input type="checkbox"/> Screw 4,2 x 9,5 DIN7981	47792006	
<input type="checkbox"/> Mounting instruction	660Y1200	